



INTERNATIONAL
Drill Guide, INC.



Gun Drill and other
deep hole tooling.

Contents

- Contents & How to Use This Guide 2
- About International Drill Guide, Inc. 3
- SnapGuide® Product and Benefits 4-5
- 17 mm OD SnapGuide® 6
- 20 mm OD SnapGuide® 7
- 30 mm OD SnapGuide® 8-9
- 45 mm OD SnapGuide® 10
- 75 mm OD SnapGuide® 11
- 17, 20, 30, 45, 75 mm OD SnapGuide® Specials 12
- SnapGuide® for BTA Drills 13
- About Drill Guides 14
- Drill Guide Sizing Charts 15-16
- Special Drill Guides 17-18
- BTA Drill Guides 19
- About Chip Deflectors 20
- Chip Deflectors Sizing Charts and Pricing 21
- 32 mm O.D. Chip Deflectors 22
- 40 mm O.D. Chip Deflectors 23
- 15 mm OD SnapGuide®/Extra Wide Drill Guides 24
- Small Diameter Sizes SnapGuide® 25
- SnapGuide® Bushings for Sumo Gun Drills 26
- SnapGuides and Drill Guides for Allied Drill 27
- Bearing Adaptor and Free Sample Request 28

How to use this Guide

All part specification pages are arranged with the following helpful guide points as shown below.

Page Subject — 17 MM OD SnapGuide™

Page Number — 6

Part Notes — NOTE: All SnapGuide™ bushings should be used in round holes. Custom hole bushings in these sizes may contribute to premature tool breakage. Call us for custom bushings in this range and we will meet your application.

Advice in selecting the best parts. — The BEST SnapGuide™ to use when drilling any hole... 50% or smaller.

Pricing Information — PRICING - US Dollars
17 mm OD Bushing

Size Selection Guide — Diagram showing Drill Range and Standard Part No. vs. Schematic Part No.

Schematic Size Guide — Diagram showing Drill Range and Standard Part No. vs. Schematic Part No.

Part Sizes — Table listing Part No., Drill Range, and Schematic Part No.

About International Drill Guide, Inc.

International Drill Guide, Inc. manufactures a full line of plastic support bushings and chip box seals for all deep hole drilling machines. Our products stop drill whipping, reduce vibration, increase hole accuracy and seal the chip box on every gun drill machine. We offer the best application engineering to optimize your job coupled with expertise in Chemistry and Polymers to maximize bushing life and performance. The products are molded on our state of the art CNC molding machine. Specials can be designed and built with minimal lead time in our own CNC mold making shop. Our signature **Blue Bushings®** always guarantee you top quality.

3



The color blue is a registered trademark of International Drill Guide, Inc.

Pricing and specifications subject to change with out notice.

T 864.225.2214

F 864.226.0832

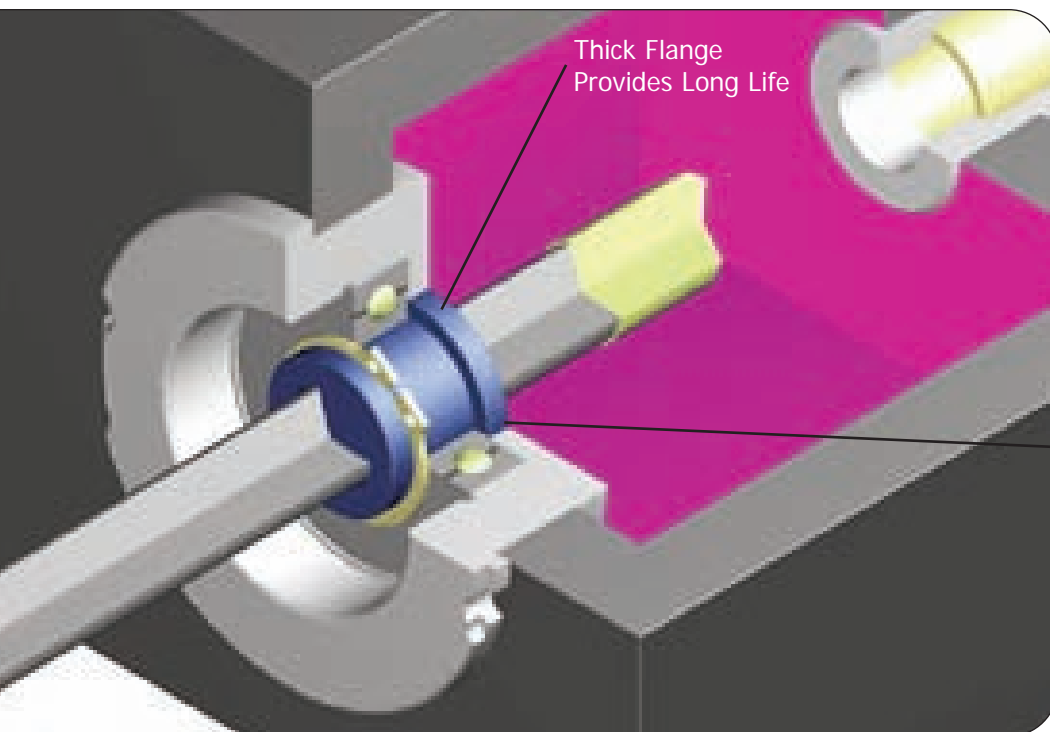
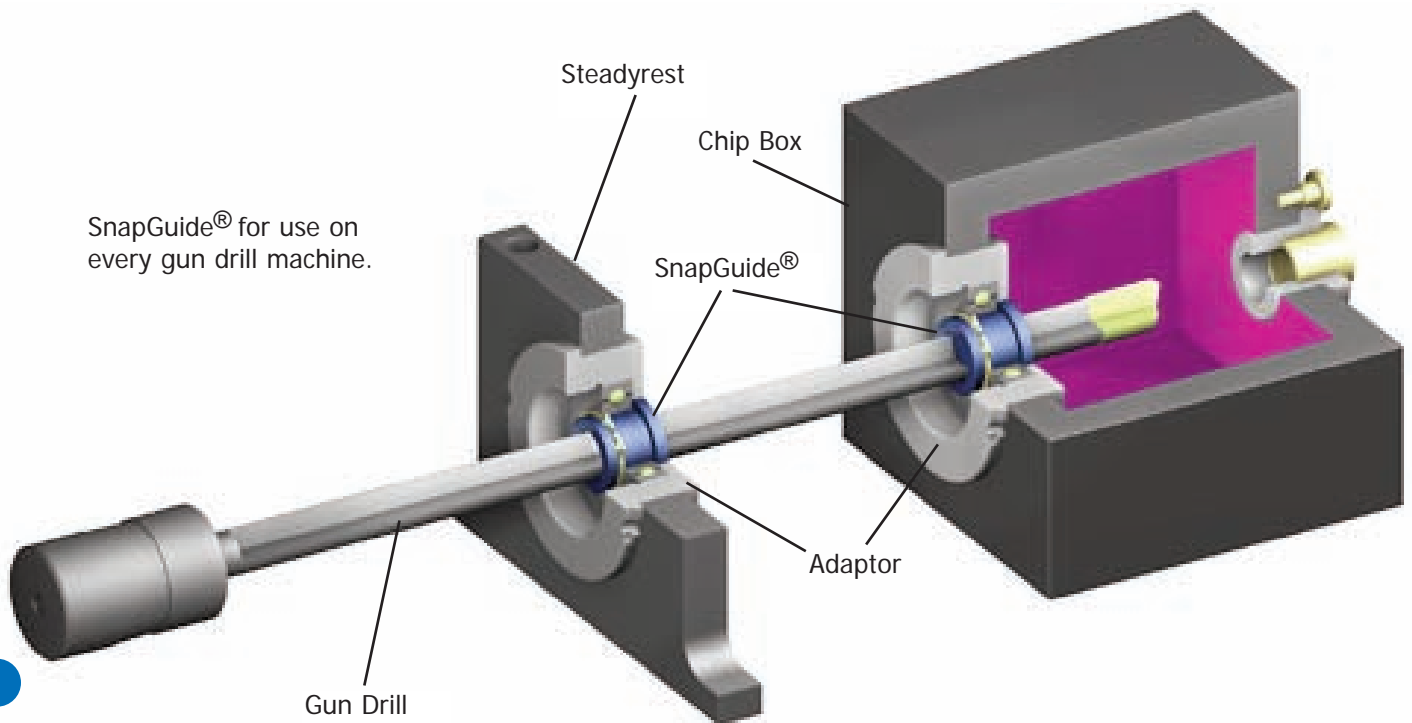
www.gundrill.com

sales@gundrill.com



SnapGuide®

Quick-change support bushing held in place with snap ring.



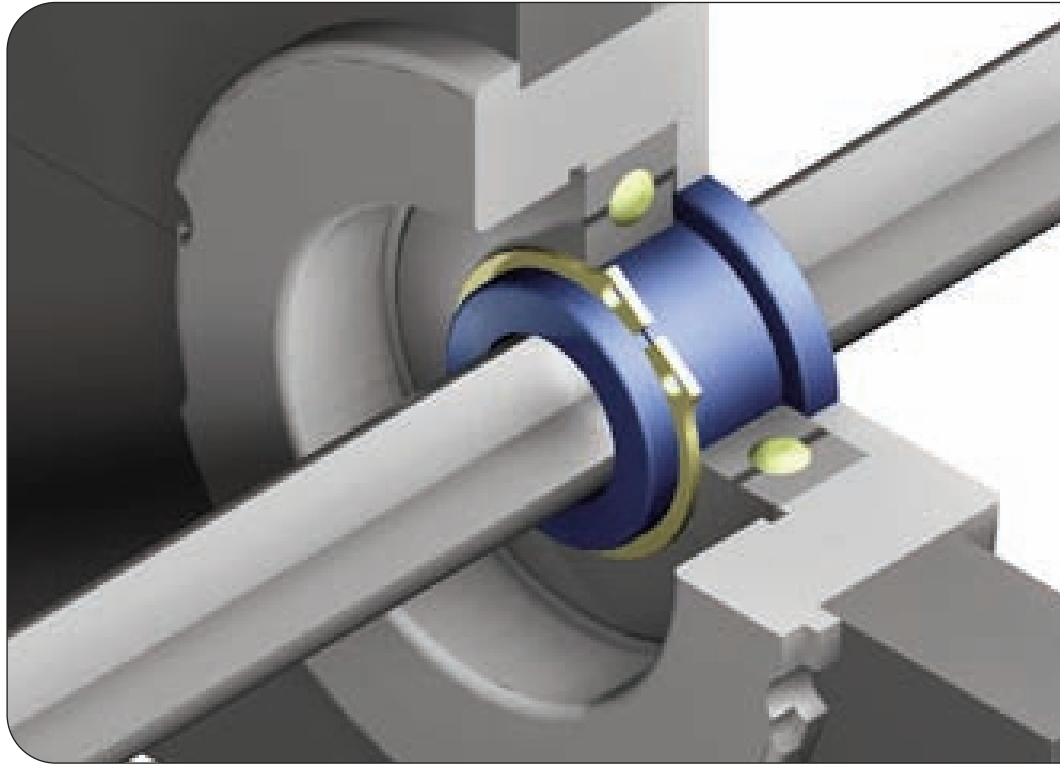
Chip Box

Flexible plastic SnapGuide® bushings stretch over carbide gun drill tip and contract over steel tube to stop drill whipping and vibration. Contoured hole in SnapGuide® forms perfect seal on gun drill.

Our signature **Blue Bushings®** always guarantee you top quality.

Steadyrest

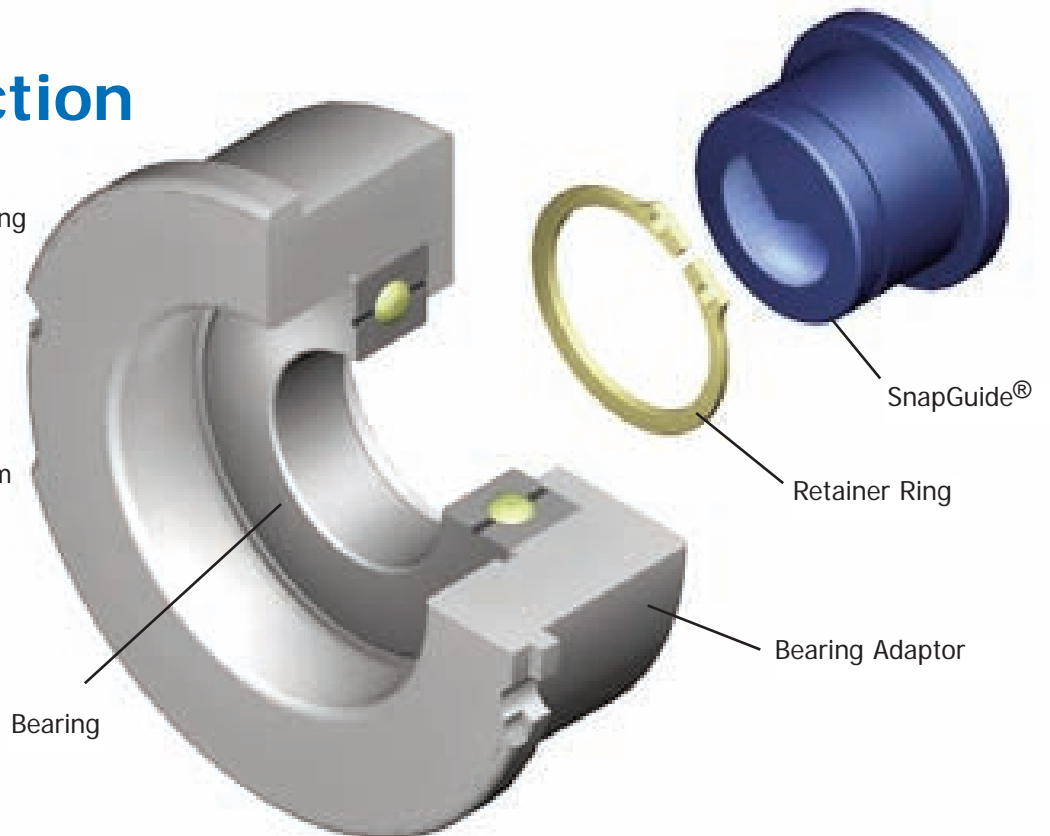
SnapGuide® with round holes are used in the steadyrest. This speeds drill loading by eliminating the need to orient the contoured hole in the SnapGuide® with the drill. Extra clearance in SnapGuide® allows drill tip to slide through easier. Also helps prevent steadyrest from being dragged out of position.



Set Up Reduction

Each bearing holder has large drill range capacity reducing or eliminating holder change-overs on machine.

SnapGuide®	Drill Range
17 mm OD	1,70 mm - 13,00 mm
20 mm OD	1,70 mm - 16,00 mm
30 mm OD	2,30 mm - 26,99 mm
45 mm OD	3,56 mm - 38,69 mm
75 mm OD	38,70 mm - 51,00+ mm



17 mm OD SnapGuide®

INTERNATIONAL Drill Guide, INC. T 864.225.2214 F 864.226.0832 gundrill.com

[Click here to request free 17mm OD SnapGuide sample](#)

6

NOTE

All SnapGuide® bushings shaded red have round holes. Contour hole bushings in these ranges may contribute to premature drill breakage. Call us for contour bushings in this range and we will review your application.

The **BEST** SnapGuide® to use when drilling any hole 13,499 or smaller.

PRICING - US Dollars
17 mm OD Bushing

Bushing ID	Standard Part No.	Drill Range	Steadyrest Part No.	Bushing ID
0,80	0,8R-17		0,8R-17	0,80
1,20	1,2R-17		1,2R-17	1,20
1,40	1,4R-17		1,4R-17	1,40
1,67	1,67R-17		1,67R-17	1,67
1,77	1,77R-17		1,77R-17	1,77
1,87	1,87R-17	1,85 - 1,999	1,87R-17	1,87
1,97	1,97R-17	2,00 - 2,099	1,97R-17	1,97
2,07	2,07R-17	2,10 - 2,199	2,07R-17	2,07
2,17	2,17R-17	2,20 - 2,299	2,17R-17	2,17
2,27	2,27R-17	2,30 - 2,399	2,27R-17	2,27
2,37	2,37R-17	2,40 - 2,499	2,37R-17	2,37
2,47	2,47R-17	2,50 - 2,599	2,47R-17	2,47
2,57	2,57R-17	2,60 - 2,699	2,57R-17	2,57
2,67	2,67R-17	2,70 - 2,799	2,67R-17	2,67
2,8	2,8R-17	2,80 - 3,099	2,8R-17	2,8
3,0	3,0R-17	3,10 - 3,359	3,0R-17	3,0
3,2	3,2R-17	3,36 - 3,459	3,2R-17	3,2
3,4	3,4R-17	3,46 - 3,799	3,4R-17	3,4
3,5	3,5R-17		3,5R-17	3,5
3,65	3,65R-17	3,80 - 3,959	3,65R-17	3,65
3,8	3,8R-17	3,96 - 4,259	3,8R-17	3,8
3,87	3,87-17			
4,07	4,07-17	4,26 - 4,499	4,0R-17	4,0
4,27	4,27-17	4,50 - 4,749	4,27R-17	4,27
4,47	4,47-17	4,75 - 4,999	4,47R-17	4,47
4,67	4,67-17			
4,87	4,87-17	5,00 - 5,249	4,8R-17	4,8
5,07	5,07-17	5,25 - 5,499	5,0R-17	5,0
5,27	5,27-17	5,50 - 5,749	5,2R-17	5,2
5,47	5,47-17	5,75 - 5,999	5,47R-17	5,47
5,67	5,67-17		5,67R-17	5,67
5,75	5,75-17	6,00 - 6,249	5,75R-17	5,75
6,0	6,0-17	6,25 - 6,449	6,0R-17	6,0
6,25	6,25-17	6,45 - 6,749	6,25R-17	6,25
6,6	6,6-17	6,75 - 7,299	6,6R-17	6,6
6,9	6,9-17	7,30 - 7,599	6,9R-17	6,9
7,2	7,2-17	7,60 - 7,799	7,2R-17	7,2
7,5	7,5-17	7,80 - 7,999	7,45R-17	7,45
7,8	7,8-17	8,00 - 8,699	7,8R-17	7,8
8,15	8,15-17		8,15R-17	8,15
8,45	8,45-17	8,70 - 8,999	8,45R-17	8,45
8,65	8,65-17	9,00 - 9,299	8,65R-17	8,65
9,15	9,15-17	9,30 - 9,699	9,15R-17	9,15
9,45	9,45-17	9,70 - 9,999	9,45R-17	9,45
9,75	9,75-17	10,00 - 10,299	9,75R-17	9,75
10,05	10,05-17	10,30 - 10,799	10,05R-17	10,05
10,45	10,45-17	10,80 - 11,299	10,45R-17	10,45
10,85	10,85-17	11,30 - 11,799	10,85R-17	10,9
11,15	11,15-17		11,15R-17	11,15
11,55	11,55-17	11,80 - 12,399	11,55R-17	11,55
11,75	11,75-17		11,75R-17	11,75
12,1	12,1-17	12,40 - 12,899	12,1R-17	12,1

Bearing dimensions 35 mm OD x 10 mm wide x 17 mm bore

Quantity discounts for individual sizes only

1-24	25-47	48-99	100+	Bearings	Snap Rings
\$6.15	\$5.62	\$4.55	\$3.48	\$8.98 (6003-2RS)	\$.27 (DSH-17)

Bushing ID	Chip Box SnapGuide® Standard Part No.	Appropriate Drill Sizes Drill Range	Steady Rest SnapGuide® Steadyrest Part No.	Bushing ID
1.8	1,8R-20		1,8R-20	1.8
1.9	1,9R-20	1,85 - 1,999	1,9R-20	1.9
2.0	2,0R-20	2,00 - 2,099	2,0R-20	2.0
2.1	2,1R-20	2,10 - 2,199	2,1R-20	2.1
2.2	2,2R-20	2,20 - 2,299	2,2R-20	2.2
2.3	2,3R-20	2,30 - 2,399	2,3R-20	2.3
2.4	2,4R-20	2,40 - 2,499	2,4R-20	2.4
2.5	2,5R-20	2,50 - 2,599	2,5R-20	2.5
2.6	2,6R-20	2,60 - 2,699	2,6R-20	2.6
2.7	2,7R-20	2,70 - 2,799	2,7R-20	2.7
2.8	2,8R-20	2,80 - 3,099	2,8R-20	2.8
3.0	3,0R-20	3,10 - 3,359	3,0R-20	3.0
3.2	3,2R-20	3,36 - 3,459	3,2R-20	3.2
3.4	3,4R-20	3,46 - 3,559	3,4R-20	3.4
3.5	3,5R-20	3,56 - 3,959	3,5R-20	3.5
3.8	3,8R-20	3,96 - 4,259	3,8R-20	3.8
4.0	4,0R-20	4,26 - 4,499	4,0R-20	4.0
4.2	4,2R-20	4,50 - 4,749	4,2R-20	4.2
4.27	4,27-20		4,4R-20	4.4
4.47	4,47-20	4,75 - 4,999	4,47R-20	4.47
			4,6R-20	4.6
4.67	4,67-20	5,00 - 5,249	4,67R-20	4.67
			4,8R-20	4.8
4.87	4,87-20			
5.07	5,07-20	5,25 - 5,499	5,0R-20	5.0
5.27	5,27-20	5,50 - 5,749	5,2R-20	5.2
5.47	5,47-20	5,75 - 5,999	5,47R-20	5.47
5.67	5,67-20		5,67R-20	5.67
5.75	5,75-20	6,00 - 6,249	5,75R-20	5.75
6.0	6,0-20	6,25 - 6,449	6,0R-20	6.0
6.25	6,25-20	6,45 - 6,749	6,25R-20	6.25
6.6	6,6-20	6,75 - 7,299	6,6R-20	6.6
6.9	6,9-20	7,30 - 7,599	6,9R-20	6.9
7.2	7,2-20	7,60 - 7,799	7,2R-20	7.2
7.5	7,50-20	7,80 - 7,999	7,5R-20	7.5
7.8	7,8-20	8,00 - 8,699	7,80R-20	7.8
			8,0R-20	8.0
8.15	8,15-20		8,15R-20	8.15
8.45	8,45-20	8,70 - 8,999	8,45R-20	8.45
8.65	8,65-20	9,00 - 9,299	8,65R-20	8.65
9.15	9,15-20	9,30 - 9,699	9,15R-20	9.15
9.45	9,45-20	9,70 - 9,999	9,45R-20	9.45
9.65	9,65-20			
9.75	9,75-20	10,00 - 10,299	9,75R-20	9.75
10.05	10,05-20	10,30 - 10,799	10,05R-20	10.05
10.45	10,45-20	10,80 - 11,299	10,45R-20	10.45
10.85	10,85-20	11,30 - 11,799	10,85R-20	10.85
11.15	11,15-20		11,15R-20	11.15
11.55	11,55-20	11,80 - 12,399	11,55R-20	11.55
11.75	11,75-20	12,40 - 12,899	11,75R-20	11.75
12.4	12,4-20	12,90 - 13,399	12,4R-20	12.4
12.8	12,8-20	13,40 - 13,899	12,8R-20	12.8
13.3	13,3-20	13,90 - 14,399	13,3R-20	13.3
13.8	13,8-20	14,40 - 14,899	13,8R-20	13.8
14.3	14,3-20	14,90 - 15,399	14,3R-20	14.3
14.8	14,8-20	15,40 - 15,899	14,8R-20	14.8
15.25	15,25-20		15,25R-20	15.25
15.4	15,4-20	15,90 - 16,399	15,4R-20	15.4

Bearing dimensions 42 mm OD x 12 mm wide x 20 mm bore

Quantity discounts for individual sizes only

1-24	25-47	48-99	100+	Bearings	Snap Rings
\$7.22	\$5.89	\$4.82	\$3.75	\$10.70 (6004-2RS)	\$.27 (DSH-20)

20 mm OD SnapGuide®

INTERNATIONAL Drill Guide, INC. T 864.225.2214 F 864.226.0832 gundrill.com

[Click here to request free 20mm OD SnapGuide sample](#)

NOTE
All SnapGuide® bushings shaded red have round holes. Contour hole bushings in these ranges may contribute to premature drill breakage. Call us for contour bushings in this range and we will review your application.

The **BEST** SnapGuide® to use for any hole smaller than 16,399 but larger than 13,499. Also best when a bushing with total range of 1,70 - 16,399 is required.

PRICING - US Dollars
20 mm OD Bushing

30 mm OD SnapGuide®

INTERNATIONAL
Drill Guide, INC. T 864.225.2214
F 864.226.0832
gundrill.com

[Click here to request free
30mm OD SnapGuide sample](#)

8

NOTE

All SnapGuide® bushings shaded **red** have round holes. Contour hole bushings in these ranges may contribute to premature drill breakage. Call us for contour bushings in this range and we will review your application.

The **BEST** SnapGuide® for large holes up to 26,99. Excellent job shop bushing with largest range of any of our bushings. Drill range is 2,40 - 26,99.

Bushing ID	Standard Part No.	Drill Range	Steadyrest Part No.	Bushing ID
2,3	2,3R-30	2,30 - 2,499	2,3R-30	2,3
2,8	2,8R-30	2,90 - 3,099	2,8R-30	2,8
3,0	3,0R-30	3,10 - 3,359	3,0R-30	3,0
3,2	3,2R-30	3,36 - 3,459	3,2R-30	3,2
3,4	3,4R-30	3,46 - 3,559	3,4R-30	3,4
3,5	3,5R-30	3,56 - 3,799	3,5R-30	3,5
3,8	3,8R-30	3,80 - 4,259	3,8R-30	3,8
4,0	4,0R-30	4,26 - 4,499	4,0R-30	4,0
4,2	4,2R-30	4,50 - 4,749	4,2R-30	4,2
4,4	4,4R-30		4,4R-30	4,4
4,6	4,6R-30	4,75 - 4,999	4,6R-30	4,6
4,8	4,8R-30	5,00 - 5,249	4,8R-30	4,8
5,0	5,0R-30	5,25 - 5,499	5,0R-30	5,0
5,07	5,07-30		5,2R-30	5,2
5,27	5,27-30	5,50 - 5,749	5,4R-30	5,4
5,47	5,47-30	5,75 - 5,999	5,47R-30	5,47
5,67	5,67-30		5,6R-30	5,6
5,75	5,75-30	6,00 - 6,249	5,8R-30	5,8
6,0	6,0-30	6,25 - 6,449	6,0R-30	6,0
6,25	6,25-30	6,45 - 6,749	6,25R-30	6,25
6,6	6,6-30	6,75 - 7,299	6,6R-30	6,6
			6,8R-30	6,8
6,9	6,9-30	7,30 - 7,599	6,9R-30	6,9
7,2	7,2-30	7,60 - 7,799	7,2R-30	7,2
7,5	7,5-30	7,80 - 7,999	7,45R-30	7,45
7,8	7,8-30	8,00 - 8,299	7,80R-30	7,8
8,15	8,15-30	8,30 - 8,699	8,15R-30	8,15
8,45	8,45-30	8,70 - 8,999	8,45R-30	8,45
8,65	8,65-30	9,00 - 9,299	8,65R-30	8,65
			8,85R-30	8,8
			8,9R-30	8,9
9,15	9,15-30	9,30 - 9,699	9,15R-30	9,15
9,45	9,45-30	9,70 - 9,999	9,45R-30	9,45
9,75	9,75-30	10,00 - 10,299	9,75R-30	9,75
			9,9R-30	9,9
10,05	10,05-30	10,30 - 10,799	10,05R-30	10,05
10,45	10,45-30	10,80 - 11,299	10,45R-30	10,45
10,85	10,85-30	11,30 - 11,799	10,9R-30	10,9
11,15	11,15-30		11,15R-30	11,15
11,55	11,55-30	11,80 - 12,399	11,55R-30	11,55
11,75	11,75-30	12,40 - 12,899	11,75R-30	11,75
			11,9R-30	11,9
12,4	12,4-30	12,90 - 13,399	12,4R-30	12,4
12,8	12,8-30	13,40 - 13,899	12,8R-30	12,8
			12,9R-30	12,9
13,3	13,3-30	13,90 - 14,399	13,3R-30	13,3
13,8	13,8-30	14,40 - 14,899	13,8R-30	13,8
			13,9R-30	13,9
14,3	14,3-30	14,90 - 15,399	14,3R-30	14,3
14,8	14,8-30	15,40 - 15,899	14,8R-30	14,8
			14,9R-30	14,9
15,25	15,25-30		15,25R-30	15,25
15,6	15,6-30	15,90 - 16,399	15,6R-30	15,6

Continued on next page

30 mm OD SnapGuide®

CONTINUED



INTERNATIONAL
Drill Guide, INC.

T 864.225.2214
F 864.226.0832
gundrill.com

[Click here to request free 30mm OD SnapGuide sample](#)

9

NOTE

All SnapGuide® bushings shaded **red** have round holes. Contour hole bushings in these ranges may contribute to premature drill breakage. Call us for contour bushings in this range and we will review your application.

The **BEST** SnapGuide® for large holes up to 26,99. Excellent job shop bushing with largest range of any of our bushings. Drill range is 2,40 - 26,99.

PRICING - US Dollars
30 mm OD Bushing

Bushing ID	Standard Part No.	Drill Range	Steadyrest Part No.	Bushing ID
16,0	16,0-30	16,40 - 16,899	15,9R-30	15,9
16,4	16,4-30	16,90 - 17,399	16,4R-30	16,4
17,2	17,2-30	17,40 - 18,399	16,9R-30	16,9
18,0	18,0-30	18,40 - 19,509	17,2R-30	17,2
18,8	18,8-30	19,51 - 20,509	17,9R-30	17,9
19,75	19,75-30	20,51 - 21,509	18,8R-30	18,8
20,8	20,8-30	21,51 - 22,609	19,1R-30	19,1
21,5	21,5-30		19,75R-30	19,75
21,7	21,7-30		19,9R-30	19,9
22,0	22,0-30	22,61 - 23,609	20,8R-30	20,8
22,7	22,7-30		21,2R-30	21,2
23,0	23,0-30	23,61 - 24,609	21,5R-30	21,5
23,7	23,7-30		21,8R-30	21,8
24,0	24,0-30	24,61 - 25,609	22,0R-30	22,0
24,4	24,4-30		22,35R-30	22,35
24,9	24,9-30	25,61 - 26,609	22,7R-30	22,7
			22,8R-30	22,8
			23,0R-30	23,0
			23,35R-30	23,35
			23,8R-30	23,8
			24,0R-30	24,0
			24,4R-30	24,4
			24,9R-30	24,9

Bearing dimensions 55mm OD x 13mm wide x 30mm bore.

Note: 30 mm OD x 16 mm wide bushings also in stock. To order insert the letter "L" in front of any of the above part numbers. Example - 24,9-30 becomes L24,9-30.

Quantity discounts for individual sizes only

1-24	25-47	48-99	100+	Bearings	Snap Rings
\$8.29	\$6.96	\$6.42	\$5.89	\$13.91 (6006-2RS)	\$.27 (DSH-30)



The color blue is a registered trademark of International Drill Guide, Inc.

Pricing and specifications subject to change with out notice.

Can't find the special bushing you need? Let us quote it!

45 mm OD SnapGuide®

INTERNATIONAL Drill Guide, INC. T 864.225.2214 F 864.226.0832 gundrill.com

[Click here to request free 45mm OD SnapGuide sample](#)

10

NOTE

All SnapGuide® bushings shaded red have round holes. Contour hole bushings in these ranges may contribute to premature drill breakage. Call us for contour bushings in this range and we will review your application.

For Drills from 3,56 - 42,699 mm

PRICING - US Dollars
45 mm OD Bushing

Bushing ID	Standard Part No.	Drill Range	Steadyrest Part No.	Bushing ID
3,4	3,4R-45	3,56 - 3,799	3,4R-45	3,4
3,75	3,75R-45	3,96 - 4,267	3,75R-45	3,75
4,5	4,5R-45	4,75 - 4,999	4,5R-45	4,5
4,75	4,75R-45	5,00 - 5,249	4,75R-45	4,75
5,75	5,75-45	6,00 - 6,249	5,75R-45	5,75
6,0	6,0-45	6,25 - 6,449	6,0R-45	6,0
6,2	6,2-45	6,45 - 6,749		
6,7	6,7-45	7,00 - 7,299	6,7R-45	6,7
7,3	7,3-45	7,60 - 7,799	7,3R-45	7,3
7,7	7,7-45	8,00 - 8,299	7,7R-45	7,7
8,0	8,0-45	8,30 - 8,699		
8,7	8,7-45	9,00 - 9,299	8,7R-45	8,7
9,0	9,0-45	9,30 - 9,699	9,0R-45	9,0
9,7	9,7-45	10,00 - 10,299	9,7R-45	9,7
10,0	10,0-45	10,30 - 10,799	10,0R-45	10,0
10,5	10,5-45	10,80 - 11,299	10,5R-45	10,5
11,0	11,0-45	11,30 - 11,799	11,0R-45	11,0
11,5	11,5-45	11,80 - 12,399	11,5R-45	11,5
12,0	12,0-45	12,40 - 12,899	12,0R-45	12,0
12,5	12,5-45	12,90 - 13,399	12,5R-45	12,5
13,0	13,0-45	13,40 - 13,899	13,0R-45	13,0
13,5	13,5-45	13,90 - 14,399	13,5R-45	12,5
14,0	14,0-45	14,40 - 14,899	14,0R-45	14,0
14,5	14,5-45	14,90 - 15,399	14,5R-45	14,5
15,0	15,0-45	15,40 - 15,899	15,0R-45	15,0
15,5	15,5-45	15,90 - 16,399	15,5R-45	15,5
16,0	16,0-45	16,40 - 16,899	16,0R-45	16,0
16,5	16,5-45	16,90 - 17,399	16,5R-45	16,5
17,0	17,0-45	17,40 - 17,899	17,0R-45	17,0
17,5	17,5-45	17,90 - 18,399	17,5R-45	17,5
18,0	18,0-45	18,40 - 19,509	18,0R-45	18,0
19,0	19,0-45	19,51 - 20,509	19,0R-45	19,0
19,8	19,8-45	20,51 - 21,509	19,8R-45	19,8
20,8	20,8-45	21,51 - 22,609	20,8R-45	20,8
21,8	21,8-45	22,61 - 23,609	21,8R-45	21,8
23,0	23,0-45	23,61 - 24,609	23,0R-45	23,0
			23,4R-45	23,4
24,0	24,0-45	24,61 - 25,609	24,0R-45	24,0
25,0	25,0-45	25,61 - 26,609	25,0R-45	25,0
26,0	26,0-45	26,61 - 27,609	26,0R-45	26,0
			26,1R-45	26,1
27,0	27,0-45	27,61 - 28,609	27,0R-45	27,0
28,0	28,0-45	28,61 - 29,609	28,0R-45	28,0
29,0	29,0-45	29,61 - 30,609	29,0R-45	29,0
30,0	30,0-45	30,61 - 32,609	30,0R-45	30,0
31,0	31,0-45		31,0R-45	31,0
32,0	32,0-45	32,61 - 34,699	32,0R-45	32,0
			33,0R-45	33,0
34,0	34,0-45	34,70 - 36,699	34,0R-45	34,0
			35,4R-45	35,4
36,0	36,0-45	36,70 - 38,699	36,0R-45	36,0
37,0	37,0-45		37,0R-45	37,0
38,0	38,0-45	38,70 - 42,699	38,0R-45	38,0

Bearing dimensions: 75 mm OD x 16 mm wide x 45 mm bore

Quantity discounts for individual sizes only

1-24	25-47	48-99	100+	Bearings	Snap Rings
\$10.70	\$10.17	\$9.10	\$8.56	\$32.10 (6009-2RS)	\$.96 (DSH-45)

75 mm OD SnapGuide®

INTERNATIONAL Drill Guide, INC. T 864.225.2214
F 864.226.0832
gundrill.com

[Click here to request free 75mm OD SnapGuide sample](#)

Bushing for drills from 39,11-51,00 +

PRICING US Dollars
75 mm OD Bushing

Bushing ID	Standard Part No.	Drill Range	Steadyrest Part No.	Bushing ID
38,0	38,0-75	38,70 - 42,699	38,0R-75	38,0
39,0	39,0-75		39,0R-75	39,0
40,0	40,0-75		40,0R-75	40,0
41,0	41,0-75		41,0R-75	41,0
42,0	42,0-75	42,70 - 45,699	42,0R-75	42,0
43,0	43,0-75		43,0R-75	43,0
44,0	44,0-75		44,0R-75	44,0
45,0	45,0-75	45,70 - 48,999	45,0R-75	45,0
46,0	46,0-75		46,0R-75	46,0
47,0	47,0-75		47,0R-75	47,0
48,0	48,0-75	49,00 +	48,0R-75	48,0
49,0	49,0-75		49,0R-75	49,0
50,0	50,0-75		50,0R-75	50,0
51,1	51,1-75		51,1R-75	51,1
			56,0R-75	56,0
			62,0R-75	62,0

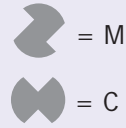
Bearing OD 115 mm x 20 mm wide x 75 mm bore

Quantity discounts for individual sizes only

1-24	25-47	48-99	100+	Bearings	Snap Rings
\$11.77	\$11.24	\$10.17	\$9.63	\$95.23 (6015-2RS)	\$1.66 DSH-75



2 FLUTE SnapGuide®



Appropriate Drill Sizes

Bushing ID	Bushing OD	Shape & Part #	Drill Diameter	Bearing Number	Bearing OD
3,40	17 mm	C 3,4-2-17	3,60	6003-2RS	35 mm
4,67	"	C 4,7-2-17	5,16	"	"
5,21	"	C 5,2-2-17	5,38	"	"
5,39	"	C 5,4-2-17	5,56	"	"
5,97	"	C 6,0-2-17	6,35	"	"
6,86	"	C 6,85-2-17	"	"	"
10,34	"	M 10,35-2-17	10,74	"	"
12,09	"	C 12,1-2-17	12,70	"	"
6,73	20 mm	C 6,7-2-20	7,00	6004-2RS	42 mm
9,35	"	M 9,35-2-20	"	"	"
9,53	"	M 9,53-2-20	"	"	"
12,09	"	M 12,1-2-20	"	"	"
12,42	"	C 12,4-2-20	12,93	"	"
8,43	30 mm	M 8,4-2-30	8,59	6006-2RS	55 mm
8,64	"	M 8,64-2-30	"	"	"
8,67	"	C 8,67-2-30	9,00	"	"
8,71	"	M 8,7-2-30	"	"	"
8,81	"	M 8,81-2-30	9,60	"	"
8,89	"	C 8,9-2-30	9,60	"	"
9,60	"	M 9,6-2-30	"	"	"
9,91	"	C 9,9-2-30	10,01	"	"
10,62	"	M 10,3-2-30	11,10	"	"
10,72	"	M 10,7-2-30	11,00	"	"
12,09	"	M 12,1-2-30	"	"	"
16,59	"	M 16,6-2-30	17,48	"	"
18,80	"	M 18,88-2-30	19,28	"	"
19,00	"	M 19,0-2-30	19,48	"	"
19,41	"	M 19,4-2-30	"	"	"
20,98	"	C 21,0-2-30	21,69	"	"
24,41	45 mm	M 24,4-2-45	25,40	6009-2RS	75 mm

INTERNATIONAL Drill Guide, INC. T 864.225.2214 F 864.226.0832 gundrill.com

12

Click here to request free 2 Flute SnapGuide sample

Can't find the special bushing you need? Let us quote it!



Quantity discounts for individual sizes only

Part Numbers	1-24	25-47	48-99	100+	Bearing #	Price Each
3,4-2-17 thru 12,1-2-17	\$6.15	\$5.62	\$4.55	\$3.48	6003-2RS	\$8.56
6,7-2-20 thru 12,4-2-20	\$7.22	\$5.89	\$4.82	\$3.75	6004-2RS	\$10.70
8,4-2-30 thru 21,0-2-30	\$8.29	\$6.96	\$6.42	\$5.89	6006-2RS	\$13.91
24,4-2-45	\$10.70	\$10.17	\$9.10	\$8.56	6009-2RS	\$32.10

PRICING - US Dollars
2 Flute SnapGuide®



SnapGuide®

Appropriate
Drill
Sizes

BTA

SnapGuide®

Bushing ID	Standard Part No.	Drill Range	Fits BTA Tube Dia.	Required Bearing	Bearing OD
6.9	6,9R-30	8,00 - 8,99	7,0	6006-2RS	55 mm
8,15	8,15R-30	9,00 - 9,99	8,3	"	"
8,9	8,9R-30	10,00 - 10,99	9,0	"	"
9,9	9,9R-30	11,00 - 11,99	10,0	"	"
10,9	10,9R-30	12,00 - 13,59	11,0	"	"
11,9	11,9R-30	13,60 - 14,59	12,0	"	"
12,9	12,9R-30	14,60 - 15,59	13,0	"	"
13,9	13,9R-30	15,60 - 16,69	14,0	"	"
14,9	14,9R-30	16,70 - 17,69	15,0	"	"
15,9	15,9R-30	17,70 - 18,89	16,0	"	"
16,9	16,9R-30	18,90 - 19,99	17,0	"	"
17,9	17,9R-30	20,00 - 21,79	18,0	"	"
19,9	19,9R-30	21,80 - 24,08	20,0	"	"
21,9	21,9R-30	24,10 - 26,39	22,0	"	"
24,0	24,0R-30	26,40 - 28,69	24,0	"	"
26,0	26,0R-45	28,70 - 30,99	26,0	6009-2RS	75 mm
28,0	28,0R-45	31,00 - 33,29	28,0	"	"
30,0	30,0R-45	33,30 - 36,19	30,0	"	"
33,0	33,0R-45	36,20 - 39,59	33,0	"	"
36,0	36,0R-45	39,60 - 42,99	36,0	"	"
39,0	39,0R-75	43,00 - 46,99	39,0	6015-2RS	115 mm
43,0	43,0R-75	47,00 - 51,69	43,0	"	"
47,0	47,0R-75	51,70 - 56,19	47,0	"	"
51,0	51,0R-75	56,20 - 64,99	51,0	"	"
56,0	56,0R-75	65,00 - 66,99	56,0	"	"
62,0	62,0R-75	67,00 - 72,99	62,0	"	"

INTERNATIONAL
Drill Guide, INC.T 864.225.2214
F 864.226.0832

gundrill.com

Click here to request free
BTA SnapGuide sample

13

Quantity discounts for individual sizes only

Part Numbers	1-24	25-47	48-99	100+	Bearing #	Price Each	Snap Ring
6,9R-30 thru 24,0R-30	\$8.29	\$6.96	\$6.42	\$5.89	6006-2RS	\$13.91	\$.27 DSH-30
26,0R-45 thru 36,0R-45	\$10.70	\$10.17	\$9.10	\$8.56	6009-2RS	\$32.10	\$.96 DSH-45
39,0R-75 thru 62,0R-75	\$11.77	\$11.24	\$10.17	\$9.63	6015-2RS	\$95.23	\$1.66 DSH-75

PRICING
US Dollars
BTA Bushings

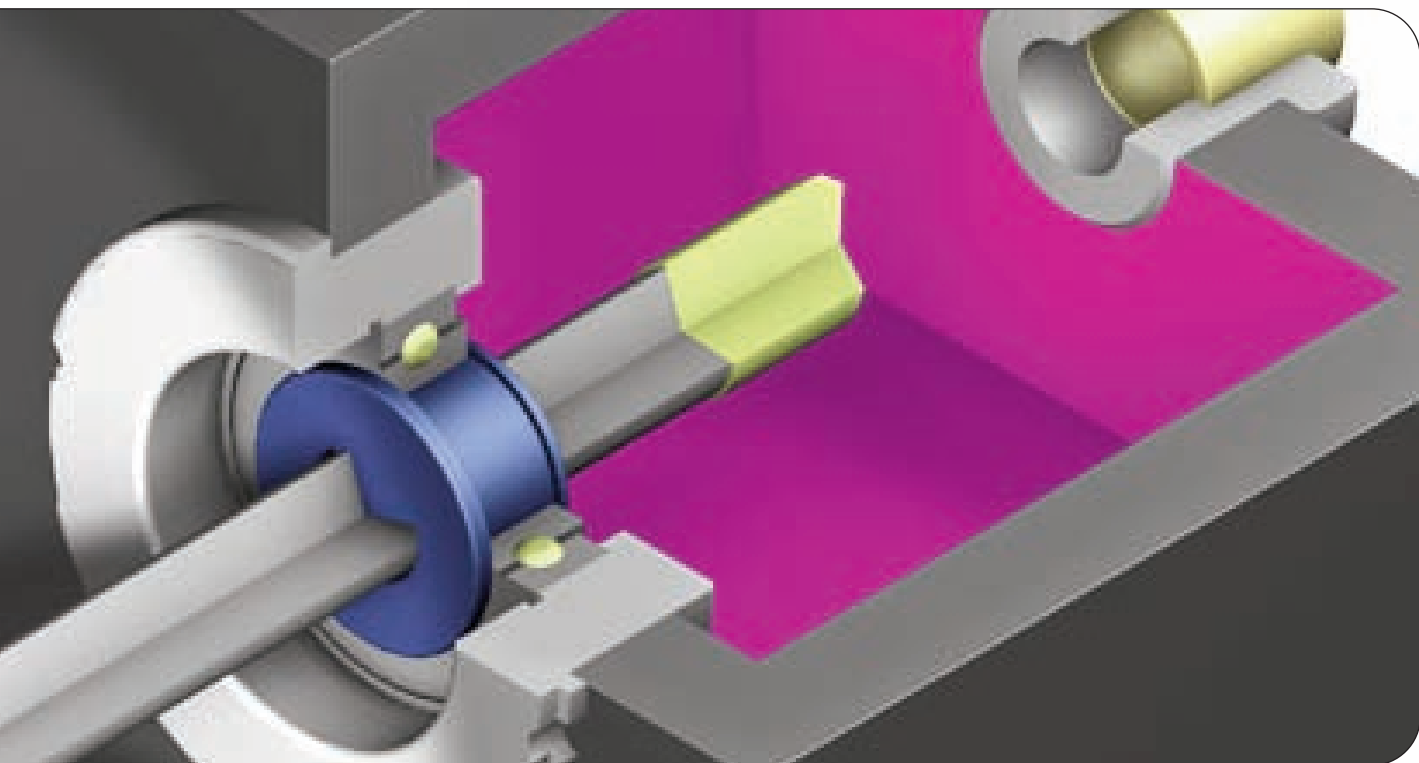
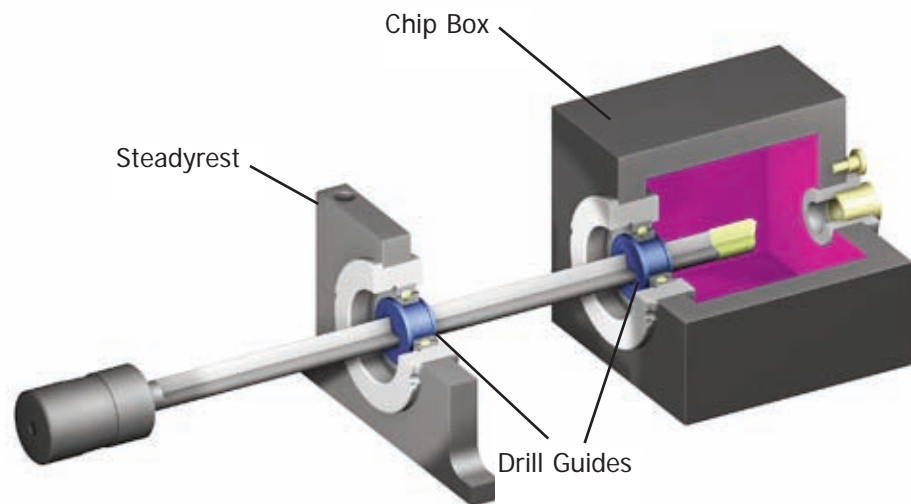
The color blue is a registered trademark of International Drill Guide, Inc.

BTA bushings are round hole bushings designed to be used on the steadyrest of BTA drilling machines. They support the drill tube with a slight compression fit and help limit vibration.



About Drill Guides

Flexible plastic Drill Guide bushings stop drill whipping and seal the chip box by stretching over the carbide drill tip and contracting onto the steel drill body. They are typically mounted in a bearing and rotate with the drill. This is our first and oldest product and is still used by many customers to maximize penetration rates, accuracy, and stop vibration. These bushings perform the same function as our SnapGuide®. Our signature **Blue Bushings®** guarantee you top quality.





Appropriate Drill
Sizes

Bushing ID	Drill Guide Part No.	Drill Range	Bearing ID	Bearing OD
1.78	A100	1,85 - 1,999	8	24
2.03	A110	2,00 - 2,299		
2.29	A120	2,30 - 2,599		
2.67	A130	2,60 - 3,099		
3.05	A140	3,10 - 3,459		
3.30	A150	3,46 - 3,799		
3.56	A160	3,80 - 3,959		
3.96	A170	3,96 - 4,499		
4.34	A180	4,50 - 4,999		
4.75	A190	5,00 - 5,499		
	A192			
5.00	B090	5,25 - 5,490		
5.16	B100	5,50 - 5,749	15	35
5.56	B110	5,75 - 6,249		
6.02	B120	6,25 - 6,749		
6.35	B130	6,75 - 6,999		
6.68	B140	7,00 - 7,299		
7.14	B150	7,03 - 7,799		
7.57	B160	7,80 - 8,299		
7.98	B170	8,30 - 8,699		
8.33	B174	8,70 - 8,999		
8.71	B180	9,00 - 9,299		
9.07	B190	9,30 - 9,699		
9.53	B200	9,70 - 10,299		
9.91	B210	10,30 - 10,799		
6.35	C020	6,75 - 6,999		
10.31	C100	10,80 - 11,299	20	47
10.90	C110	11,30 - 11,799		
11.10	C120			
11.51	C130	11,80 - 12,399		
11.89	C140	12,40 - 12,899		
12.29	C150	12,90 - 13,399		
12.70	C160			
12.93	C170	13,40 - 13,899		
13.49	C180	13,90 - 14,399		
13.87	C190	14,40 - 14,899		
14.27	C200	14,90 - 15,399		
11.84	D030	12,40 - 12,899	25	52
12.24	D050	12,90 - 13,399		
12.95	D070	13,40 - 13,899		
14.68	D100			
15.06	D110	15,40 - 15,899		
15.47	D120	15,90 - 16,399		
15.88	D130	16,40 - 16,899		
16.26	D140	16,90 - 17,399		
16.66	D150			
17.04	D160	17,40 - 17,899		
17.45	D170	17,90 - 18,399		
17.86	D180	18,4 - 19,509		
18.24	D190			
13.87	E050	14,40 - 14,899		
14.27	E070	14,90 - 15,399		
17.86	E090	18,40 - 19,509	35	72
18.24	E100			
18.64	E110			
19.05	E120	19,51 - 20,509		
19.43	E130			
19.84	E140	20,51 - 21,509		
20.22	E150			
20.62	E160			

Drill Guide Parts



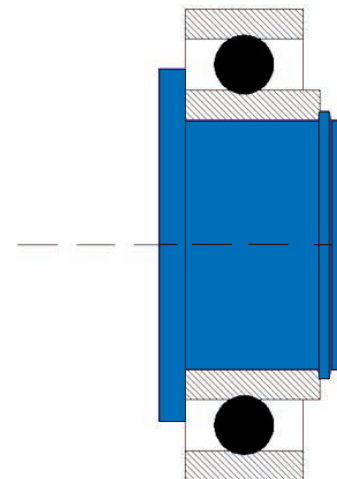
INTERNATIONAL
Drill Guide, INC. gundrill.com

T 864.225.2214

F 864.226.0832

[Click here to request free Drill Guide sample](#)

15



NOTE

Drill Guides are also available in a softer material by placing an "S" at the end of the part # example A100S

Continued on next page

Drill Guide Parts

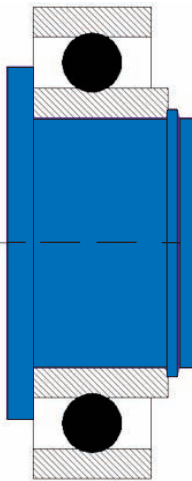


CONTINUED

INTERNATIONAL Drill Guide, INC. T 864.225.2214 F 864.226.0832 gundrill.com

[Click here to request free Drill Guide sample](#)

16



Bushing ID	Drill Guide Part No.	Appropriate Drill Sizes Drill Range	Bearing ID	Bearing OD
21,03	E170	21,51 - 22,609		
21,41	E180			
21,82	E190	22,61 - 23,609		
22,23	E200			
22,61	E210			
23,01	E220	23,61 - 24,609		
23,39	E230		35	72
23,80	E240	24,61 - 25,609		
24,21	E250			
24,59	E260	25,61 - 26,609		
25,60	E280	26,61 - 27,609		
27,25	E290	27,61 - 28,609		
28,91	E300	28,61 - 29,609		
30,05	E310	30,61 - 32,609		
24,51	F100	24,61 - 25,609	45	85
25,10	F104	25,61 - 26,609		
25,53	F110			
26,11	F114	26,61 - 27,609		
27,05	F120	27,61 - 28,609		
28,83	F130	28,61 - 29,609		
29,08	F134	29,61 - 30,609		
29,97	F140	30,61 - 32,609		
31,37	F150			
32,39	F160	32,61 - 34,699		
33,15	F170			
33,91	F180			
34,19	F190	34,70 - 36,699		
35,00	F200			
34,67	G090		55	100
35,56	G100			
36,58	G110	36,70 - 38,699		
37,47	G120	38,70 - 42,699		
39,24	G130			
42,29	G140	42,70 - 45,699		
43,69	H100		65	120
45,85	H110	45,70 - 48,999		
48,90	H120	49,00 +		
51,69	H130			
55,37	H140			

PRICING - US Dollars Drill Guide Parts

Quantity discounts for individual sizes only

Part #	1-9	10-24	25-47	48-99	100+	Bearing #	Price Each
A100-A190	\$8.83	\$7.22	\$5.62	\$4.55	\$3.21	87008	\$14.98
B100-B210	\$8.83	\$7.22	\$5.62	\$4.55	\$3.48	87502	\$14.98
C100-C200	\$9.10	\$7.49	\$5.89	\$4.82	\$3.75	87504	\$21.40
D030-D190	\$9.36	\$8.29	\$6.96	\$6.42	\$5.89	87505	\$23.54
E090-E310	\$9.63	\$8.56	\$8.03	\$6.96	\$6.42	87507	\$36.38
F100-F200	\$11.24	\$10.43	\$9.36	\$8.83	\$8.29	87509	\$49.22
G090-G140	\$12.31	\$11.50	\$10.43	\$9.90	\$9.36	6211-2RS	\$58.85
H100-H140	\$13.38	\$12.57	\$11.50	\$11.24	\$10.43	6213-2RS	\$75.97

NOTE

Drill Guides are also available in a softer material by placing an "S" at the end of the part # example A100S

"G" and "H" series parts also available to fit old style 211KLD and 213KLD. Call for details.

Drill Guide Parts

Two Flute & Special Bushings



INTERNATIONAL
Drill Guide, INC.

T 864.225.2214
F 864.226.0832
gundrill.com

17

Can't find the special bushing you need? Let us quote it!

[Click here to request free Drill Guide sample](#)

Note: More round hole bushings on page 19 under BTA Drill Guides

Bushing ID & Shape	Drill Guide Part No.	Drill Range	Bearing ID	Bearing OD
1,45 R	R057	1,520 - 1,650	8	24
1,83 R	R072	1,850 - 1,999		
1,93 R	R076	2,000 - 2,099		
2,03 R	R080	2,100 - 2,199		
2,11 R	R083	2,258 - 2,385		
2,21 R	R087	2,300 - 2,399		
2,31 R	R091	2,400 - 2,499		
2,41 R	R095	2,500 - 2,599		
2,54 R	R100	2,600 - 2,699		
2,67 R	R105	2,700 - 2,899		
2,79 R	R110	2,900 - 3,099		
2,92 R	R115	3,023 - 3,170		
3,02 R	R119	3,100 - 3,359		
3,40 R	R134	3,460 - 3,799		
3,78 R	R149			
4,29 R	R169	4,500 - 4,749		
4,50 R	R177	4,696 - 4,823		
4,88 R	R192	5,070 - 5,281		
4,24 C	A185	4,760		
2,51 R	R099	2,664 - 2,766		
3,05 R	R120	3,172 - 3,388		
3,30 R	R130	3,391 - 3,553		
3,91 R	R154	4,023 - 4,188		
4,62 R	R182	4,828 - 5,067		
4,75 R	R187	5,070 - 5,281		
4,98 R	R196	5,283 - 5,405		
5,54 R	R218	5,740 - 5,992	15	35
5,84 R	R230	5,994 - 6,220		
5,97 R	R235			
6,07 R	R239	6,223 - 6,449		
5,54 M	B115	6,350		
6,45 R	R254	6,782 - 7,109		
6,60 C	B123	7,140		
6,38 M	B135	7,140		
6,60 M	B137	7,140		
6,88 R	R271	7,112 - 7,313		
6,93 R	R273			
7,01 R	R276	7,315 - 7,414		
7,32 R	R288			
7,37 C	B145	7,920		
7,11 M	B155	7,920		
7,24 C	B157	7,920		
7,80 R	R307	8,052 - 8,303		
7,92 M	B175	8,740		
8,20 R	R323	8,560 - 8,710		
8,71 M	B195	9,530		
8,84 C	B197	9,530		
8,89 R	R350			
9,50 M	B215	10,31		
9,53 C	B217	10,01		
9,60 C	C095	10,20	20	47
9,78 M	C103	10,59		
10,29 M	C105	11,10		
10,46 R	R412			
11,10 M	C125	11,89		
11,89 M	C145	12,70		

Continued on page 18

Drill Guide Parts

Two Flute & Special Bushings

CONTINUED

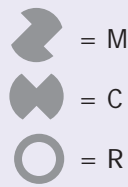
INTERNATIONAL Drill Guide, INC. T 864.225.2214
F 864.226.0832
gundrill.com

Click here to request free Drill Guide sample

18

PRICING - US Dollars
Drill Guide Parts
Two Flute & Special Bushings

Can't find the special bushing you need? Let us quote it!



Appropriate Drill Sizes

Bushing ID & Shape	Drill Guide Part No.	Drill Diameter	Bearing ID	Bearing OD
12.70 M	C165	13.49		
13.46 M	C185	14.27		
13.97 M	C195	14.81		
14.27 M	C205	15.06		
14.61 C	D095	15.60		
14.71 C	D105	15.60		
14.86 M	D115	15.88	25	52
15.57 C	D613			
15.62 M	D135	16.66		
16.38 M	D155	17.45		
16.69 C	D157	17.70		
16.89 M	D165	17.70		
17.27 M	D175	18.24		
18.03 M	D185	19.05		
19.61 M	E103	20.62	35	72
19.69 C	E104	20.62		
19.48 M	E105	19.99		
23.50 M	E235	24.00		
25.53 M	E295	27.31		
29.21 M	E305	30.00		
41.88 M	H095			
45.72 M	H097			
47.24 M	H115			
49.48 M	H125			
51.05 M	H135			

Note: More round hole bushings on page 19 under BTA Drill Guides

Quantity discounts for individual sizes only

Part #	1-9	10-24	25-47	48-99	100+	Bearing #	Price Each
R057-R192	\$8.83	\$7.22	\$5.62	\$4.55	\$3.21	87008	\$14.98
A185	\$8.83	\$7.22	\$5.62	\$4.55	\$3.21	87008	\$14.98
R099-R307	\$8.83	\$7.22	\$5.62	\$4.55	\$3.48	87502	\$14.98
B115-B217	\$8.83	\$7.22	\$5.62	\$4.55	\$3.48	87502	\$14.98
C095-C205	\$9.10	\$7.49	\$5.89	\$4.82	\$3.75	87504	\$21.40
D095-D185	\$9.36	\$8.29	\$6.96	\$6.42	\$5.89	87505	\$23.54
E103-E305	\$9.63	\$8.56	\$8.03	\$6.96	\$6.42	87507	\$36.38
H095-H135	\$13.38	\$12.57	\$11.50	\$11.24	\$10.43	6213-2RS	\$75.97



BTA

Drill Guides

Bushing ID	Standard Part No.	Appropriate Drill Sizes Drill Range	Fits BTA Tube Dia.	Required Bearing	Bearing OD
7,0	R276	8,00 - 8,99	7,0	87502	35
8,2	R323	9,00 - 9,99	8,3	"	"
8,9	R350	10,00 - 10,99	9,0	"	"
9,9	R390	11,00 - 11,99	10,0	"	"
10,9	R429	12,00 - 13,59	11,0	87504	47
11,9	R468	13,60 - 14,59	12,0	"	"
12,9	R508	14,60 - 15,59	13,0	"	"
13,9	R547	15,60 - 16,69	14,0	"	"
14,9	R587	16,70 - 17,69	15,0	87505	52
15,9	R626	17,70 - 18,89	16,0	"	"
16,9	R666	18,90 - 19,99	17,0	"	"
17,9	R705	20,00 - 21,79	18,0	"	"
19,9	R783	21,80 - 24,08	20,0	87507	72
21,9	R862	24,10 - 26,39	22,0	"	"
23,9	R941	26,40 - 28,69	24,0	"	"
25,9	R1020	28,70 - 30,99	26,0	87509	85
27,9	R1098	31,00 - 33,29	28,0	"	"
29,9	R1177	33,30 - 36,19	30,0	"	"
32,9	R1295	36,20 - 39,59	33,0	"	"
35,9	R1413	39,60 - 42,99	36,0	6211-2RS	100
38,9	R1531	43,00 - 46,99	39,0	"	"
42,9	R1689	47,00 - 51,69	43,0	"	"
46,9	R1846	51,70 - 56,19	47,0	6213-2RS	120
50,9	R2004	56,20 - 64,99	51,0	"	"
55,9	R2201	65,00 - 66,99	56,0	"	"
61,9	R2437	67,00 - 72,99	62,0	"	"

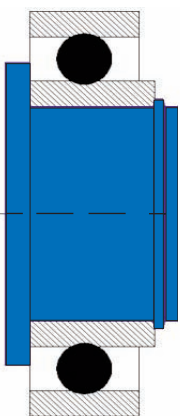
INTERNATIONAL
Drill Guide, INC. T 864.225.2214
F 864.226.0832
gundrill.com

[Click here to request free Drill Guide sample](#)

Quantity - Quantity discounts for individual sizes only

Part #	1-9	10-24	25-47	48-99	100+	Bearing #	Price Each
R276-R390	\$8.83	\$7.22	\$5.62	\$4.55	\$3.48	87502	\$14.98
R429-R547	\$9.10	\$7.49	\$5.89	\$4.82	\$3.75	87504	\$21.40
R587-R705	\$9.36	\$8.29	\$6.96	\$6.42	\$5.89	87505	\$23.54
R783-R941	\$9.63	\$8.56	\$8.03	\$6.96	\$6.42	87507	\$36.38
R1020-R1413	\$11.24	\$10.43	\$9.36	\$8.83	\$8.29	87509	\$49.22
R1531-R1689	\$12.31	\$11.50	\$10.43	\$9.90	\$9.36	6211-2RS	\$58.85
R1846-R2437	\$13.38	\$12.57	\$11.50	\$11.24	\$10.43	6213-2RS	\$75.97

PRICING - US Dollars
BTA Bushings



The color blue is a registered trademark of International Drill Guide, Inc.

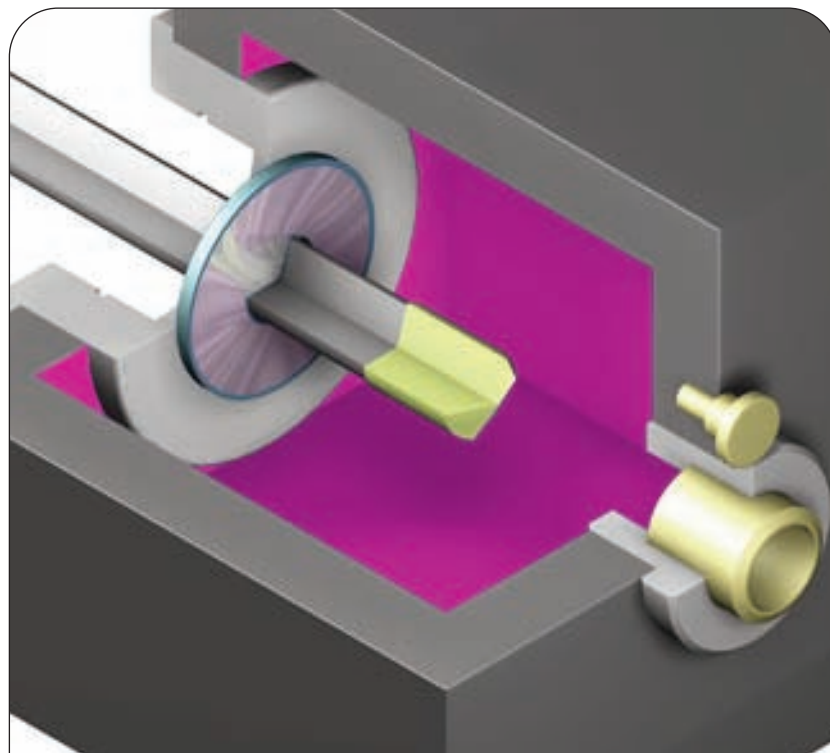
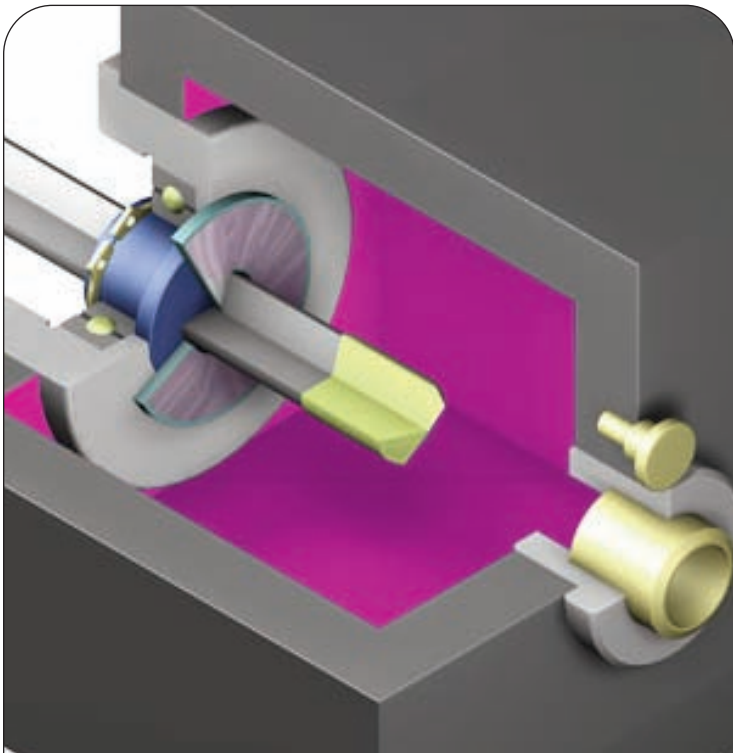
BTA bushings are round hole bushings designed to be used on the steadyrest of BTA drilling machines. They support the drill tube with a slight compression fit and help limit vibration.

Chip Deflectors

Chip Deflectors stop metal chips and cutting oil from exiting the back of the chip box. They provide sealing only and no drill support. They are used on gun drill machines on short rigid drills when whipping is not a problem. They are also used in front of a Drill Guide or a SnapGuide® to extend bushing and bearing life. Chip Deflectors feature a hardened steel face bonded to a flexible polymer backing to provide perfect sealing on the drill and long life.



20



Appropriate
Drill
Sizes

Appropriate
Drill
Sizes

Appropriate
Drill
Sizes

Chip Deflectors

Part # Drill Range

Part # Drill Range

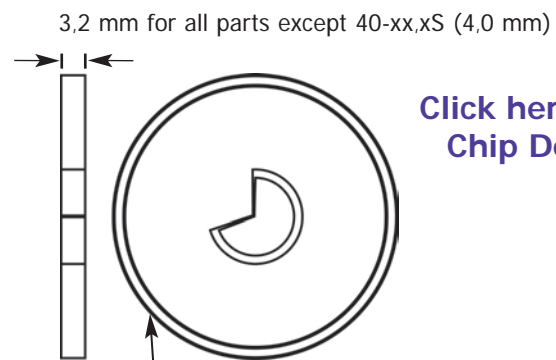
Part # Drill Range

070	1,85 - 1,999
075	2,00 - 2,099
080	2,10 - 2,199
085	2,20 - 2,399
090	2,40 - 2,499
095	2,50 - 2,599
100	2,60 - 2,699
105	2,70 - 2,899
110	2,90 - 3,099
115	
120	3,10 - 3,359
125	3,36 - 3,459
130	3,46 - 3,559
135	3,56 - 3,799
140	3,80 - 3,959
145	
150	3,96 - 4,259
155	4,26 - 4,499
160	
165	4,50 - 4,749
170	
175	4,75 - 4,999
180	
185	5,00 - 5,249
190	
195	5,25 - 5,499
200	
205	5,50 - 5,749
210	
215	5,75 - 5,999
220	
225	6,00 - 6,249
230	
235	6,25 - 6,449
240	
245	6,45 - 6,749
250	
255	6,75 - 6,999
265	7,00 - 7,299
275	7,30 - 7,599
280	
285	7,60 - 7,799
295	7,80 - 7,999
305	8,00 - 8,299

315	8,30 - 8,699
325	
335	8,70 - 8,999
345	9,00 - 9,299
355	9,30 - 9,699
365	
370	9,70 - 9,999
375	
385	10,00 - 10,299
400	10,30 - 10,799
410	10,80 - 11,299
415	
420	
430	11,30 - 11,799
445	
460	11,80 - 12,399
475	12,40 - 12,899
490	12,90 - 13,399
505	13,40 - 13,899
520	
535	13,90 - 14,399
545	14,40 - 14,899
560	
570	14,90 - 15,399
580	
600	15,40 - 16,399
620	
630	16,40 - 16,899
640	16,90 - 17,399
660	17,40 - 17,899
680	17,90 - 18,399
700	18,40 - 19,509
720	18,40 - 19,509
40-19,0S	19,51 - 20,509
40-20,0S	20,51 - 21,509
40-21,0S	21,51 - 22,609
40-22,0S	22,61 - 23,609
40-23,0S	23,61 - 24,609
40-24,0S	24,61 - 25,609
993	25,61 - 26,609
1033	26,61 - 27,609
1080	27,61 - 28,609
1150	28,61 - 30,609
1195	30,61 - 32,609

1250	32,61 - 34,699
1320	34,70 - 36,699
1385	36,70 - 38,699
1455	
1515	38,70 - 42,699
1575	
1635	42,70 - 45,690
1700	
1790	45,70 - 48,999
1910	49,00 - 52,000

INTERNATIONAL Drill Guide, INC. T 864.225.2214 F 864.226.0832 gundrill.com



Click here to request free Chip Deflector sample

- 24,7 for drills 1,5 - 5,49
- 37,0 for drills 5,5 - 10,5
- 40,0 for part # 40-19,0S - 40-24,0S
- 52,3 for drills 10,6 - 19,7
- 72,6 for drills 19,8 - 50,0



Quantity discounts for individual sizes only

Part #	Pricing	Discounts
070 - 110	\$4.82 each	10% off 100 or more any one size
115 - 235	\$4.28 each	10% off 100 or more any one size
240 - 355	\$5.35 each	10% off 100 or more any one size
365 - 600	\$6.42 each	10% off 100 or more any one size
620 - 720	\$7.49 each	10% off 100 or more any one size
40-19,0S - 40-24,0S	\$8.56 each	10% off 100 or more any one size
800 - 1195	\$8.56 each	10% off 100 or more any one size
1250 - 1680	\$10.70 each	10% off 100 or more any one size
1790 - 1910	\$12.84 each	10% off 100 or more any one size

PRICING - US Dollars
Chip Deflectors

32 mm

OD

Chip Deflectors with hardened steel face

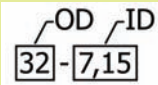
INTERNATIONAL Drill Guide, INC. T 864.225.2214
F 864.226.0832
gundrill.com

[Click here to request free
Chip Deflector sample](#)

22

How to read part #s:

32 mm OD Chip Deflectors part numbers contain both outer diameter (OD) and inner diameter (ID) measurements. The number before the hyphen (-) is the OD. The number after the hyphen is the ID.



NOTE

These Chip Deflectors have smaller outside diameters than standard Chip Deflectors. They are designed for non U.S. made gun drill machines that require smaller outside diameters due to the chip box and bearing housing design. Order this style of Chip Deflector only if your machine requires it.

**PRICING - US Dollars
Chip Deflectors**

Part #		Appropriate Drill Sizes	Part #		Appropriate Drill Sizes	Part #		Appropriate Drill Sizes
OD	ID	Drill Range	OD	ID	Drill Range	OD	ID	Drill Range
32-2,4S		2,500 - 2,599	32-7,0S		7,300 - 7,599	32-12,5S		12,900 - 13,399
32-3,0S		3,100 - 3,359	32-7,15S			32-12,65S		
32-3,2S		3,360 - 3,559	32-7,3S		7,600 - 7,799	32-13,15S		13,400 - 13,899
32-3,4S		3,560 - 3,799	32-7,45S		7,800 - 7,999	32-13,65S		13,900 - 14,399
32-3,6S		3,800 - 3,959	32-7,75S		8,000 - 8,299	32-14,0S		14,400 - 14,899
32-3,85S		3,960 - 4,259	32-8,05S		8,300 - 8,699	32-14,15S		
32-4,0S		4,260 - 4,499	32-8,4S		8,700 - 8,999	32-14,5S		14,900 - 15,399
32-4,25S		4,500 - 4,749	32-8,7S		9,000 - 9,299	32-14,65S		
32-4,5S		4,750 - 4,999	32-9,0S		9,300 - 9,699	32-15,2S		15,400 - 16,399
32-4,85S		5,000 - 5,249	32-9,4S		9,700 - 9,999	32-16,0S		16,400 - 16,899
32-5,05S		5,250 - 5,499	32-9,7S		10,000 - 10,299	32-16,8S		16,900 - 17,899
32-5,25S		5,500 - 5,749	32-10,0S		10,300 - 10,799	32-17,6S		17,900 - 18,399
32-5,45S		5,750 - 5,999	32-10,3S			32-18,0S		18,400 - 19,509
32-5,65S			32-10,5S		10,800 - 11,299	32-19,0S		19,510 - 20,509
32-5,85S		6,000 - 6,249	32-10,7S			32-20,0S		20,510 - 21,509
32-6,05S		6,250 - 6,449	32-11,1S		11,300 - 11,799	32-21,0S		21,510 - 22,609
32-6,25S		6,450 - 6,749	32-11,4S		11,800 - 12,399	32-22,0S		22,610 - 23,609
32-6,55S		6,750 - 6,999	32-11,8S			32-23,0S		23,610 - 24,609
32-6,7S		7,000 - 7,299	32-12,0S		12,400 - 12,899	32-24,0S		24,610 - 25,609
32-6,85S			32-12,15S					



Standard: Hardened steel on one side	Optional: Steel face on both sides
	<p>32 mm x 11 mm wide Contact for price and delivery</p>

Quantity discounts for individual sizes only

Part #	Pricing	Discounts
32-2,4S thru 32-5,85S	\$4.28 each	10% off 100 pieces or more of any one size
32-6,05S thru 32-9,0S	\$5.35 each	10% off 100 pieces or more of any one size
32-9,4S thru 32-14,65S	\$6.42 each	10% off 100 pieces or more of any one size
32-15,2S thru 32-24,3S	Contact for price and delivery	

40 mm

OD

Chip Deflectors with hardened steel face



INTERNATIONAL
Drill Guide, INC.

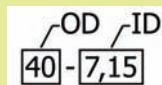
T 864.225.2214
F 864.226.0832
gundrill.com

[Click here to request free
Chip Deflector sample](#)

23

How to read part #s:

40 mm OD Chip Deflectors part numbers contain both outer diameter (OD) and inner diameter (ID) measurements. The number before the hyphen (-) is the OD. The number after the hyphen is the ID.



NOTE

These Chip Deflectors have smaller outside diameters than standard Chip Deflectors. They are designed for non U.S. made gun drill machines that require smaller outside diameters due to the chip box and bearing housing design. Order this style of Chip Deflector only if your machine requires it.

**PRICING - US Dollars
Chip Deflectors**

Appropriate
Drill
Sizes

Part # OD ID	Drill Range
40-2,4S	2,500 - 2,599
40-3,0S	3,100 - 3,359
40-3,2S	3,360 - 3,559
40-3,4S	3,560 - 3,799
40-3,6S	3,800 - 3,959
40-3,85S	3,960 - 4,259
40-4,0S	4,260 - 4,499
40-4,25S	4,500 - 4,749
40-4,5S	4,750 - 4,999
40-4,85S	5,000 - 5,249
40-5,05S	5,250 - 5,499
40-5,25S	5,500 - 5,749
40-5,45S	5,750 - 5,999
40-5,65S	
40-5,85S	6,000 - 6,249
40-6,05S	6,250 - 6,449
40-6,25S	6,450 - 6,749
40-6,55S	6,750 - 6,999
40-6,7S	7,000 - 7,299
40-6,85S	

Appropriate
Drill
Sizes

Part # OD ID	Drill Range
40-7,0S	7,300 - 7,599
40-7,15S	
40-7,3S	7,600 - 7,799
40-7,45S	7,800 - 7,999
40-7,75S	8,000 - 8,299
40-8,05S	8,300 - 8,699
40-8,4S	8,700 - 8,999
40-8,7S	9,000 - 9,299
40-9,0S	9,300 - 9,699
40-9,4S	9,700 - 9,999
40-9,7S	10,000 - 10,299
40-10,0S	10,300 - 10,799
40-10,3S	
40-10,5S	10,800 - 11,299
40-10,7S	
40-11,1S	11,300 - 11,799
40-11,4S	11,800 - 12,399
40-11,8S	
40-12,0S	12,400 - 12,899
40-12,15S	

Appropriate
Drill
Sizes

Part # OD ID	Drill Range
40-12,5S	12,900 - 13,399
40-12,65S	
40-13,15S	13,400 - 13,899
40-13,65S	13,900 - 14,399
40-14,0S	14,400 - 14,899
40-14,15S	
40-14,5S	14,900 - 15,399
40-14,65S	
40-15,2S	15,400 - 16,399
40-16,0S	16,400 - 16,899
40-16,8S	16,900 - 17,899
40-17,6S	17,900 - 18,399
40-18,0S	18,400 - 19,509
40-19,0S	19,510 - 20,509
40-20,0S	20,510 - 21,509
40-21,0S	21,510 - 22,609
40-22,0S	22,610 - 23,609
40-23,0S	23,610 - 24,609
40-24,0S	24,610 - 25,609

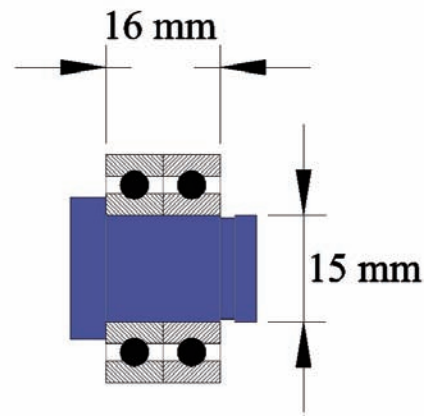


Standard: Hardened steel on one side	Optional: Steel face on both sides
<p>4 mm</p> <p>40 mm</p>	<p>40 mm x 12 mm wide Contact for price and delivery</p>

Quantity discounts for individual sizes only

Part #	Pricing	Discounts
40-2,4S thru 40-5,85S	\$5.50 each	10% off 100 pieces or more of any one size
40-6,05S thru 40-9,0S	\$6.50 each	10% off 100 pieces or more of any one size
40-9,4S thru 40-14,65S	\$7.75 each	10% off 100 pieces or more of any one size
40-15,2S thru 40-24,0S	\$8.56 each	10% off 100 pieces or more of any one size

15 mm OD SnapGuide®



INTERNATIONAL Drill Guide, INC. T 864.225.2214 F 864.226.0832 gundrill.com

[Click here to request free sample](#)

PRICING - US Dollars
15 mm OD SnapGuide®

24

Extra Wide Drill Guides

Can't find the special bushing you need? Let us quote it!

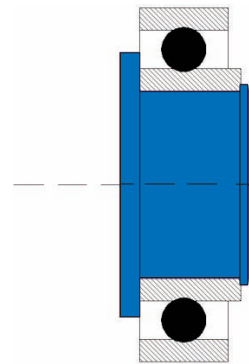
[Click here to request free sample](#)

PRICING - US Dollars
Extra Wide Drill Guide

Bushing ID	Steadyrest Part No.	Appropriate Drill Sizes
5,75	5,75R-15	
6,0	6,0R-15	

Quantity discounts for individual sizes only

1-24	25-47	48-99	100+	Bearings (16002)
\$8.29	\$6.96	\$6.42	\$5.89	



Bushing ID	Drill Guide Part No.	Appropriate Drill Sizes	Bearing ID	Bearing OD	Bearing Width
37,59	G400S				
39,37	G412S				
43,71	H460S				
45,87	H480S				
47,65	H490S				
48,82	H510S				

Quantity discounts for individual sizes only

Part #	1-9	10-24	25-47	48-99	100+	Bearing #	Price Each
G400S - G412S	\$12.31	\$11.50	\$10.43	\$9.90	\$9.36	8511	\$58.85
H460S - H510S	\$13.38	\$12.57	\$11.50	\$11.24	\$10.43	8513	\$75.97

Small Diameter Bushings SnapGuide®

INTERNATIONAL Drill Guide, INC. T 864.225.2214 F 864.226.0832 gundrill.com

Small Diameter 17 mm OD SnapGuide Bushings with Contour Hole

Bushing ID	Standard Part No.	Drill Range
2,0	2,0-17	2,10 - 2,199
2,87	2,87-17	2,90 - 3,099
3,07	3,07-17	3,10 - 3,359
3,27	3,27-17	3,36 - 3,459
3,37	3,37-17	3,46 - 3,799
3,55	3,55-17	3,80 - 3,959
3,87	3,87-17	3,96 - 4,259

Quantity discounts for individual sizes only

1-24	25-47	48-99	100+	Bearings	Snap Rings
\$6.15	\$5.62	\$4.55	\$3.48	\$8.56 (6003-2RS)	\$.27 (DSH-17)

[Click here to request free Special Size SnapGuide sample](#)

NOTE
Contour hole bushings in these ranges may contribute to premature drill breakage. Use these bushings at your own risk. Call us for contour bushings in this range and we will review your application.

Small Diameter 20 mm OD SnapGuide Bushings with Contour Hole

Bushing ID	Standard Part No.	Drill Range
2,27	2,27-20	2,30 - 2,499
2,67	2,67-20	2,70 - 2,899
3,07	3,07-20	3,10 - 3,359
3,27	3,27-20	3,36 - 3,559
3,87	3,87-20	3,96 - 4,259

Quantity discounts for individual sizes only

1-24	25-47	48-99	100+	Bearings	Snap Rings
\$7.22	\$5.89	\$4.82	\$3.75	\$10.70 (6004-2RS)	\$.27 (DSH-20)

Small Diameter 30 mm OD SnapGuide Bushings with Contour Hole

Bushing ID	Standard Part No.	Drill Range
2,67	2,67-30	2,70 - 2,799
2,87	2,87-30	2,80 - 3,099
3,07	3,07-30	3,10 - 3,359
3,27	3,27-30	3,36 - 3,459
3,37	3,37-30	3,46 - 3,799
3,55	3,55-30	3,80 - 3,959
3,87	3,87-30	3,96 - 4,259
4,07	4,07-30	4,26 - 4,499
4,27	4,27-30	4,50 - 4,749
4,47	4,47-30	
4,50	4,50-30	4,75 - 4,999
4,67	4,67-30	
4,87	4,87-30	5,00 - 5,249

Quantity discounts for individual sizes only

1-24	25-47	48-99	100+	Bearings	Snap Rings
\$8.29	\$6.96	\$6.42	\$5.89	\$13.91 (6006-2RS)	\$.27 (DSH-30)

PRICING - US Dollars
Small Diameter Bushings

SnapGuide® Bushings for SUMOGUN Drills

INTERNATIONAL
Drill Guide, INC. T 864.225.2214
F 864.226.0832
gundrill.com

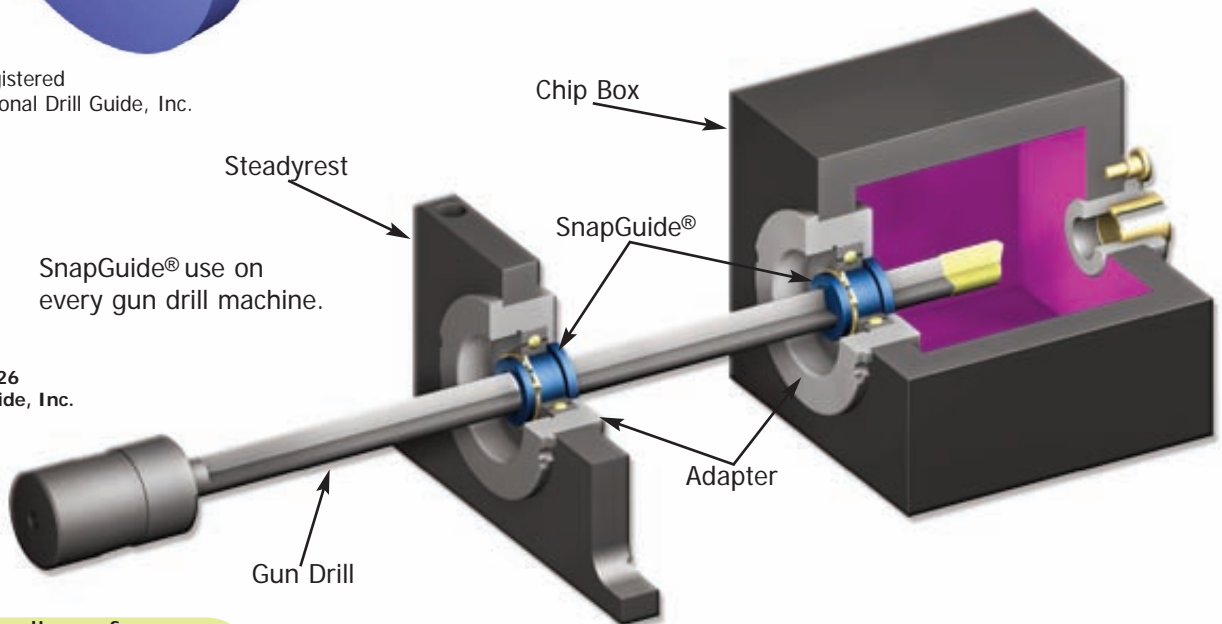
26



The color blue is a registered trademark of International Drill Guide, Inc.

SnapGuide® use on every gun drill machine.

Copyright © 2026
International Drill Guide, Inc.



See our complete line of support bushings and seals for all deep hole tools at www.gundrill.com.

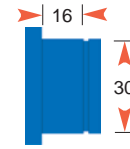
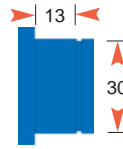
6006-2RS
Bearing*

Appropriate
Drill
Sizes

6206-2RS
Bearing**

SnapGuide®

SnapGuide®



Drill Range

SI9,6-30	10,00 - 10,49	LSI9,6-30
SI10,1-30	10,50 - 10,99	LSI10,1-30
SI10,6-30	11,00 - 11,49	LSI10,6-30
SI11,1-30	11,50 - 11,99	LSI11,1-30
SI11,6-30	12,00 - 12,49	LSI11,6-30
SI12,1-30	12,50 - 12,99	LSI12,1-30
SI12,6-30	13,00 - 13,49	LSI12,6-30
SI13,1-30	13,50 - 13,99	LSI13,1-30
SI13,6-30	14,00 - 14,49	LSI13,6-30
SI14,1-30	14,50 - 14,99	LSI14,1-30
SI14,6-30	15,00 - 15,99	LSI14,6-30
SI15,4-30	16,00 - 16,99	LSI15,4-30
SI16,4-30	17,00 - 17,99	LSI16,4-30
SI17,4-30	18,00 - 18,99	LSI17,4-30
SI18,4-30	19,00 - 19,99	LSI18,4-30
SI19,4-30	20,00 - 20,99	LSI19,4-30
SI20,4-30	21,00 - 21,99	LSI20,4-30
SI21,4-30	22,00 - 22,99	LSI21,4-30
SI22,4-30	23,00 - 23,99	LSI22,4-30
SI23,4-30	24,00 - 24,99	LSI23,4-30
SI24,5-30	25,00 - 25,99	LSI24,5-30

[Click here to request free sample](#)

Bearing 6006-2RS* dimensions 55 mm OD X 30 mm ID X 13 mm wide
Bearing 6206-2RS** dimensions 62 mm OD X 30 mm ID X 16 mm wide

Quantity discounts for individual sizes only

1-24	25-47	48-99	100+	Bearings	SnapRings
\$8.29	\$6.96	\$6.42	\$5.89	\$13.91 (6006-2RS)	\$.27 (DSH-30)

PRICING - US Dollars
SnapGuide®



Appropriate Drill Sizes

Bushing ID	Part No.	Drill Diameter	Bearing ID	Bearing OD
11,10	S11,1-17	11,50	17	35
12,93	S509-20		20	42
13,72	S540-20		"	"
15,32	S603-20		"	"
13,44	S529-30		30	55
13,84	S548-30		"	"
14,71	S555-30		"	"
15,24	S598-30		"	"
15,37	S605-30	15,82	"	"
17,48	S688-30	18,24	"	"
18,24	S718-30		"	"
19,00	S748-30		"	"
19,99	S787-30		"	"
21,56	S850-30		"	"
22,05	S875-30	23,81	"	"
22,56	S888-30	23,06	"	"
23,06	S908-30		"	"
24,84	S978-45		45	75
25,81	S1016-45		"	"
28,80	S1134-45		"	"
28,91	S1138-45		"	"
29,46	S1160-45		"	"
31,09	S1224-45		"	"
31,57	S1246-45		"	"
32,66	S1286-45		"	"
37,29	S1468-45		"	"
37,36	S1530-45		"	"

Quantity discounts for individual sizes only

Part #	1-24	25-47	48-99	100+	Bearing #	Price Each
S11,1-17	\$6.15	\$5.62	\$4.55	\$3.48	6003-2RS	\$8.56
S509-20 thru S603-20	\$7.22	\$5.89	\$4.82	\$3.75	6004-2RS	\$10.70
S529-30 thru S908-30	\$8.29	\$6.96	\$6.42	\$5.89	6006-2RS	\$13.91
S978-45 thru S1530-45	\$10.70	\$10.17	\$9.10	\$8.56	6009-2RS	\$32.10



Appropriate Drill Sizes

Bushing ID	Part No.	Drill Diameter	Bearing ID	Bearing OD
9,60	B378S		15	35
9,60	C378S	10,00 mm	20	47
9,60	C393C	10,00 mm		
	C463			
13,40	C488S	13,00 mm		
	D591S	15,80 mm	25	52
15,11	D595S	15,50 mm		
15,95	D628S	16,35 mm		
17,48	D688S	18,00 mm		
18,06	D711	18,24 mm		
19,46	E766S	20,00 mm	35	72
23,32	E918			
28,93	F11395	29,36 mm	45	85
36,73	G1446		55	100
43,18	G1671			

Quantity discounts for individual sizes only

Part #	1-9	10-24	25-47	48-99	100+	Bearing #	Price Each
B378S	\$8.83	\$7.22	\$5.62	\$4.55	\$3.48	87008	\$14.98
C378S - C488S	\$9.10	\$7.49	\$5.89	\$4.82	\$3.75	87502	\$21.40
D595S - D711	\$9.36	\$8.29	\$6.96	\$6.42	\$5.89	87504	\$23.54
D115 - D185	\$9.36	\$8.29	\$6.96	\$6.42	\$5.89	87505	\$23.54
E766S - E918	\$9.63	\$8.56	\$8.03	\$6.96	\$6.42	87507	\$36.38
F11395	\$11.24	\$10.43	\$9.36	\$8.83	\$8.29	87008	\$49.22
G1446 - G1671	\$12.31	\$11.50	\$10.43	\$9.90	\$9.36	6211-2RS	\$58.85

SnapGuide® for Allied Drills



INTERNATIONAL
Drill Guide, INC.

T 864.225.2214
F 864.226.0832
gundrill.com

[Click here to request free sample](#)

PRICING - US Dollars
SnapGuide® for Allied Drills

Drill Guides for Allied Drills

[Click here to request free sample](#)

PRICING - US Dollars
Drill Guides for Allied Drills

Bearing Adaptors

International Drill Guide Inc. has designed and manufactured a variety of special bearing adaptors to retrofit our products onto countless gundrill machines, transfer lines, and other special machines. We can help you retrofit our product simply and economically on any machine with little or no lead time. Most gun drill machine builders currently stock holders for our SnapGuide® or Drill Guide designed specifically for their machines. They are another quality source for your bearing adaptor inquiries.



The color blue is a registered trademark of International Drill Guide, Inc.

Request a Free Sample

Our top quality products save time and money. Prove it in your own plant. Fill out the request form below to receive your free trial sample.



Name: Title:

Company: Tel:

Fax: E-mail:

Address:

City, Country, Postal Code:

Product requested

		Drill Type (Check One)
SnapGuide® O.D.	Drill Size: <input type="text"/>	Single Flute <input type="checkbox"/>
Drill Guide	Drill Size: <input type="text"/>	Two Flute <input type="checkbox"/>
Chip Deflector	Drill Size: <input type="text"/>	Other <input type="checkbox"/>

International Drill Guide, Inc. Fax Number 864.226.0832